

Kirlian photography Study of the SCIO Eductor

Researcher: Colonel medic Dr. Radu Stefan. Bucuresti ; 07 August 2010.

Abstract:

It is apparent that there is energy in the body and this energy flow is highly regulated. When we put the body into a high energy field of the Kirlian device there appears that the life energy follows the high voltage energy. We believe in energetic medicine and as we balance the energy fields of the body we can reduce disease. Some people have called it spontaneous remission when there is unexpected results from such new avant-garde techniques, but we believe these are not spontaneous or haphazard the healings come from stabilizing the life energies. We will measure the Kirlian field before and after using the SCIO device.

Introduction:

A Romanian doctor Radu Stefan in 2010 used a Kirlian photograph unit to do a test of the electrical SCIO systems validity. This Kirlian imagery device immerses the patient in safe electrical plasma that can accentuate the presence of free electrical energy. Thus a type of electrical aura can be seen. Whatever you think of this technique and it's somewhat bizarre claims, it is undeniable that it is showing a reflection of the electrical field in certain areas of the body. He took pictures before and after chiropractic, acupuncture, and massage therapies. There was little change. But the pre post pictures of the SCIO system show an undeniable electrical change.

We report these findings and photos as preliminary speculative evidence of the proposed effect of the SCIO on the body electric.

In his pre and post pictures there are very astounding changes in the body electric shown by the Kirlian photography. This proves that the SCIO system is capable of producing and increased electrical field around the human. There was no double blind or use of a standard measure, so a new experiment was needed to be designed. We need to measure more critically the effect.

Method:

Kirlian photography is a collection of photographic techniques used to capture the phenomenon of electrical [coronal discharges](#). It is named after [Semyon Kirlian](#), who, in 1939 accidentally discovered that if an object on a [photographic plate](#) is connected to a high-voltage source, an image is produced on the photographic plate.^[1] The technique has been variously known as "electrography",^[2] "electrophotography",^[3] "corona discharge photography" (CDP),^[4] "bioelectrography",^[2] "gas discharge visualization (GDV)",^[5] "eletrophotonic imaging (EPI)",^[6] and, in Russian literature, "Kirlianography".

In 1958, the Kirlians reported the results of their experiments for the first time. Their work was virtually unknown until 1970, when two Americans, Lynn Schroeder and Sheila Ostrander

published a book, *Psychic Discoveries Behind the Iron Curtain*. Although little interest was generated among western scientists, Russians held a conference on the subject in 1972, at [Kazakh State University](#).^[11]

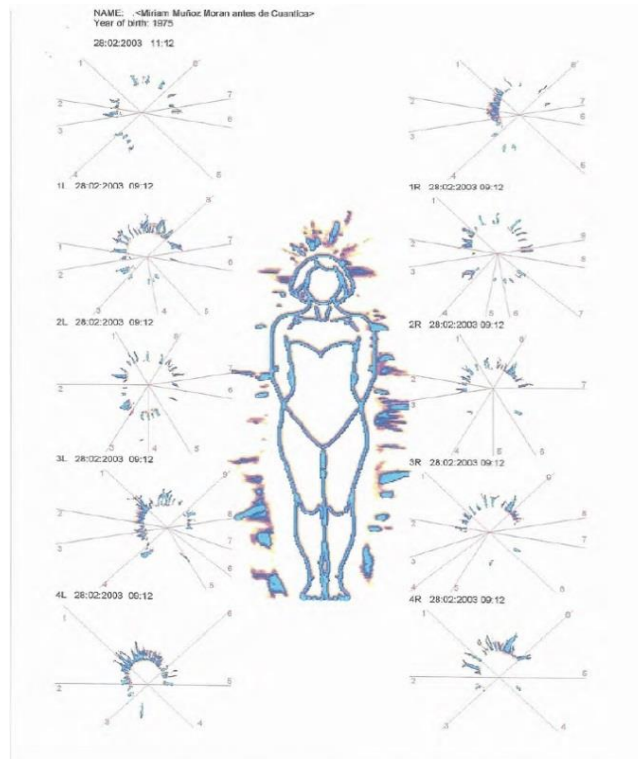
Kirlian photography was used extensively in the former Eastern Bloc. For example, in the 1970s, Romania had 14,000 state-sponsored scientists working on the technique.^[12] The corona discharge glow at the surface of an object subjected to a high voltage electrical field is referred to as a Kirlian aura in Russia and Eastern Europe,^{[13][14]} however this should not be confused with the paranormal concept of the [aura](#). In 1975 Belarusian scientist Victor Adamenko wrote a dissertation titled *Research of the structure of High-frequency electric discharge (Kirlain effect) images*.^{[15][16]} The scientific study of Kirlian effect in Kazakhstan State University has performed Victor Inyushin.^{[17][18]}

Kirlian photography might depict a conjectural energy field, or [aura](#), thought, by some, to surround living things. Kirlian and his wife were convinced that their images showed a life force or energy field that reflected the physical and emotional states of their living subjects. They thought these images could be used to diagnose illnesses. In 1961, they published their first paper on the subject in the Russian Journal of Scientific and Applied Photography.^[33] Kirlian's claims were embraced by energy treatments practitioners.^[34]

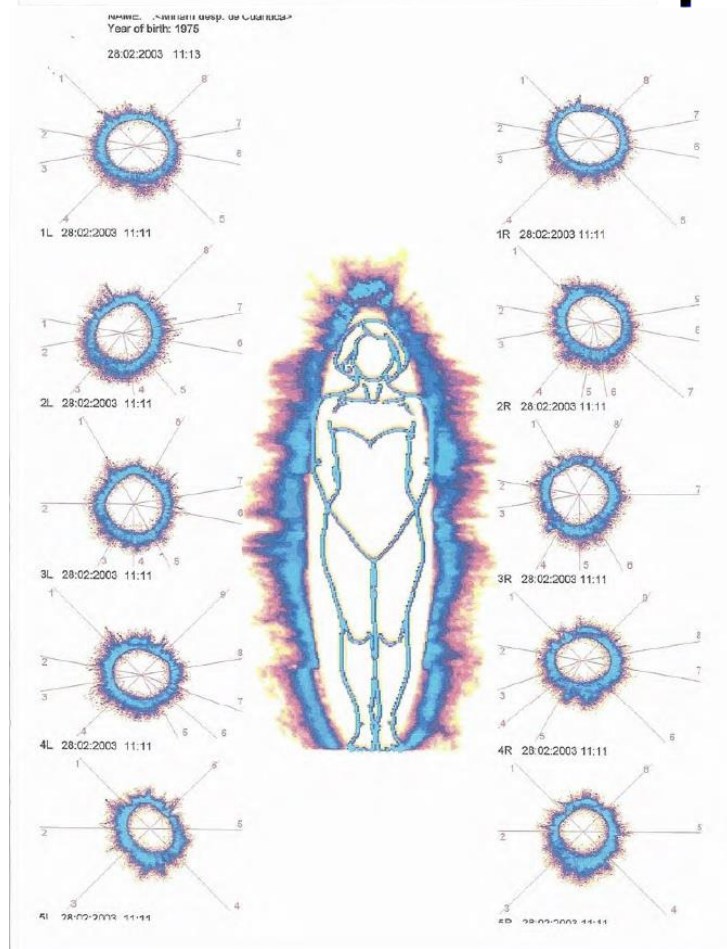
Scientists such as Beverly Rubik have explored the idea of a human biofield using Kirlian photography research, attempting to explain the Chinese discipline of [Qigong](#). Qigong teaches that there is a vitalistic energy called [qi](#) (or chi) that permeates all living things. The existence of qi has been mostly rejected by the scientific community. Rubik's experiments relied on Konstantin Korotkov's GDV device to produce images which were thought to visualize these qi biofields in chronically ill patients. Rubik acknowledges that the small sample size in her experiments "was too small to permit a meaningful statistical analysis."^[39] Vitalistic energies, such as [qi](#) and [prana](#), if they exist, would exist beyond the natural world. Claims that these energies can be captured by special photographic equipment are criticized by skeptics.^[34]

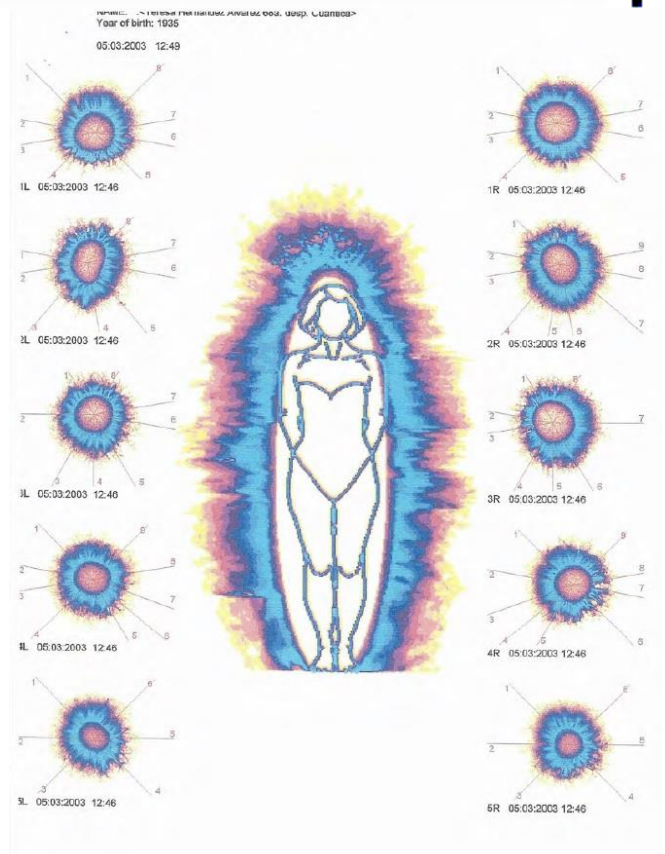
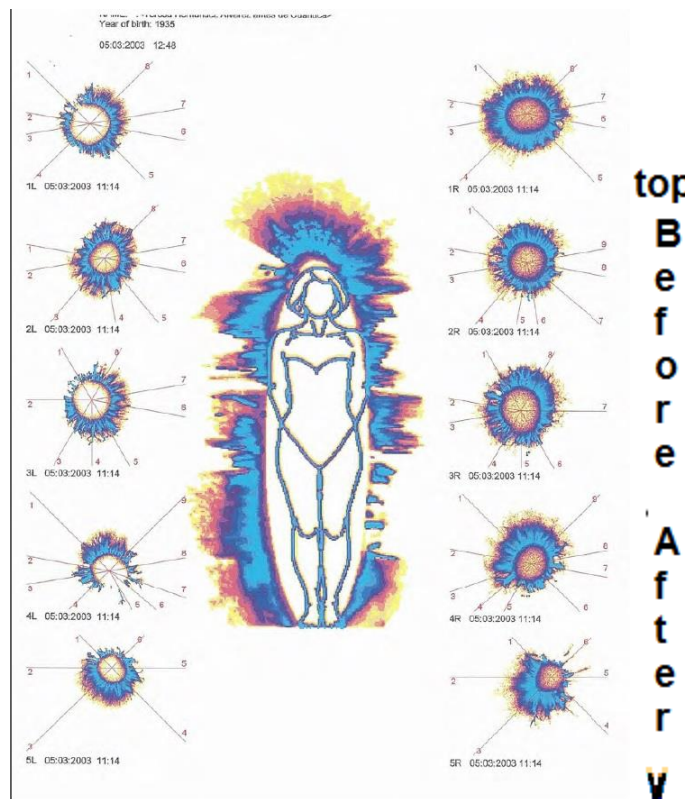
The SCIO device is a biofeedback stimulation device that has been FDA registered since 1989. The SCIO device uses a cybernetic loop to modify an autofocused signal that is designed to stabilize the body electric. We have seen in many studies positive effects of this therapy. Here we will measure 9 patients before and after.

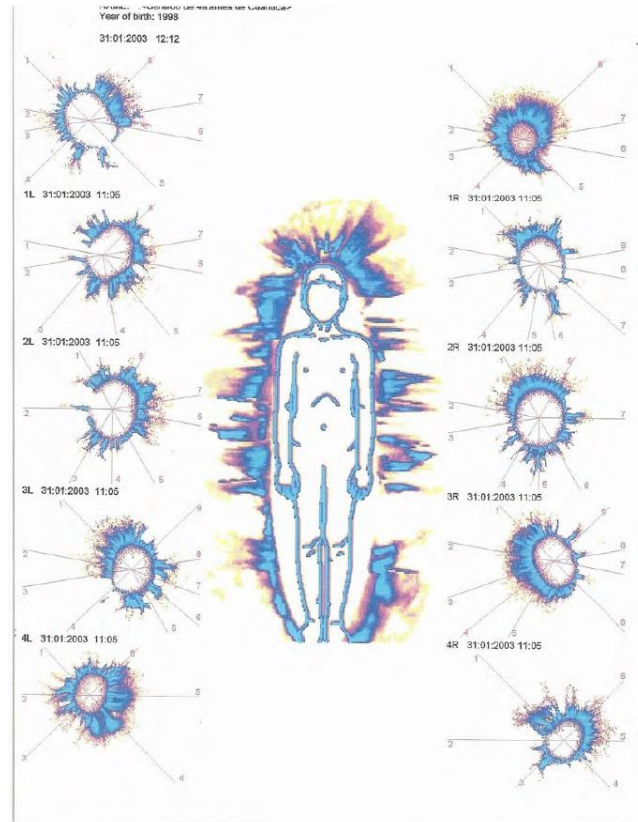




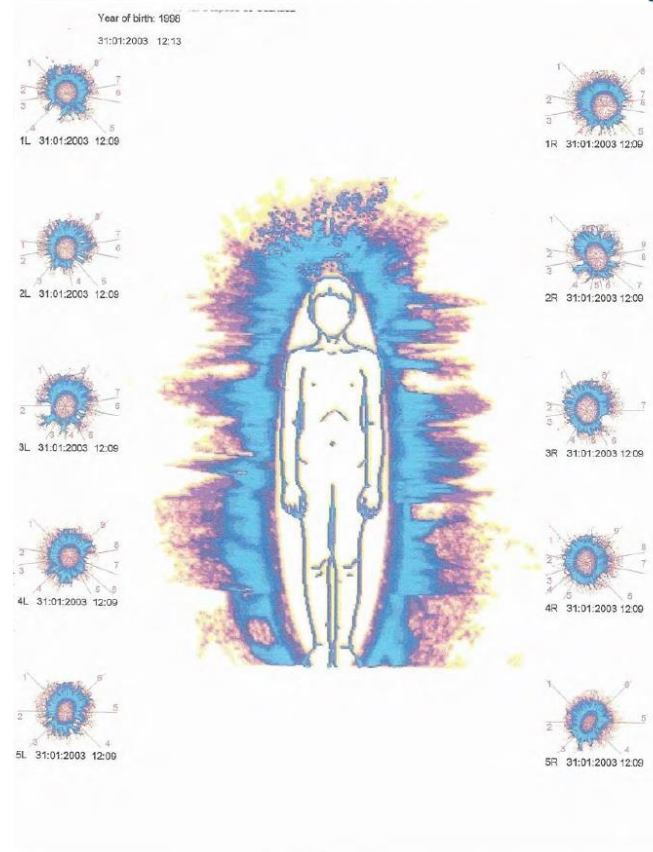
top
B
e
f
o
r
e
,
A
f
t
e
r
V

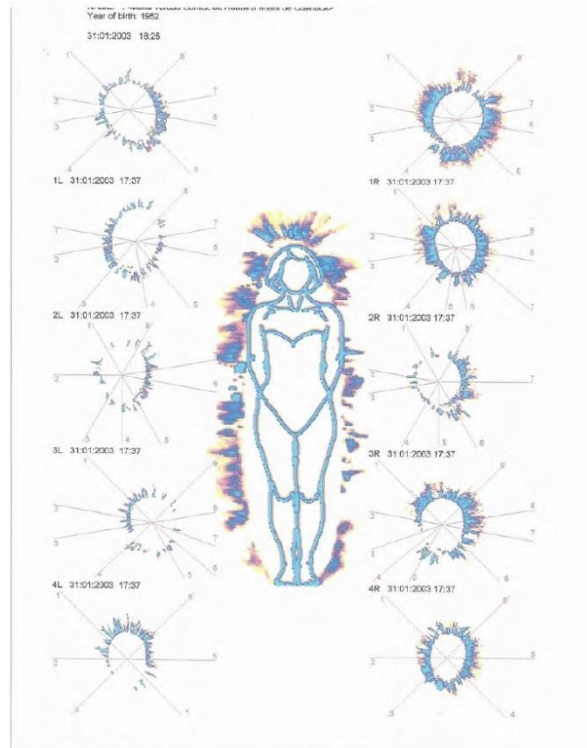




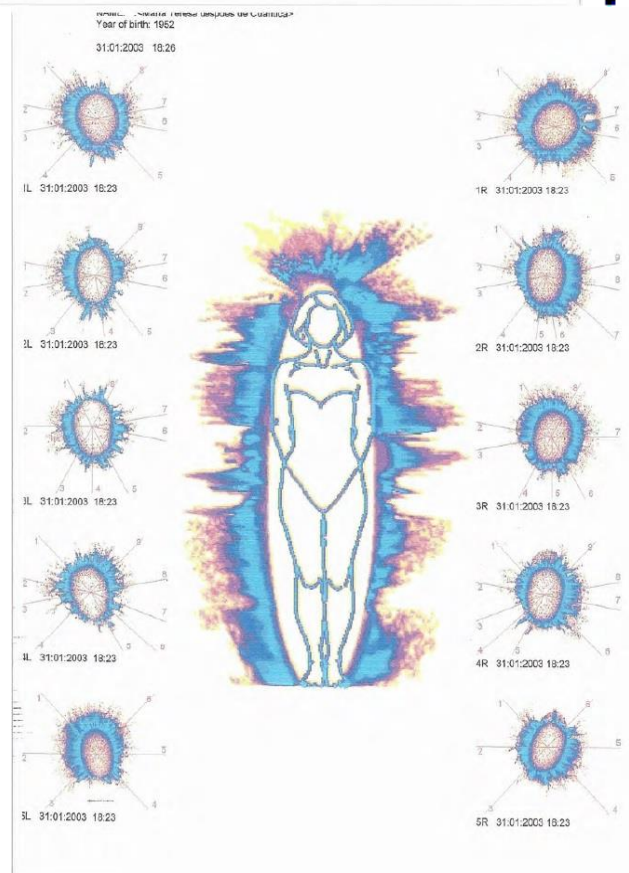


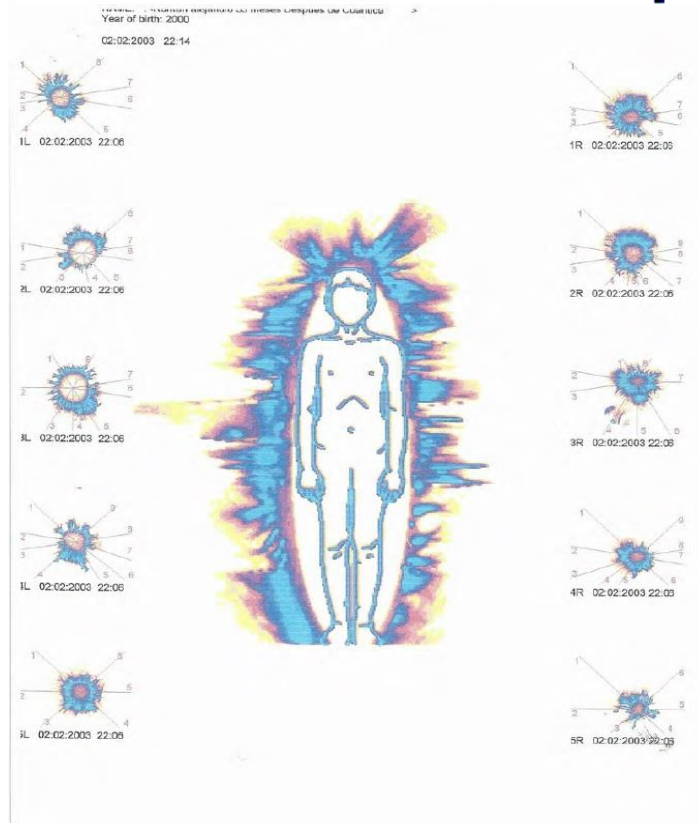
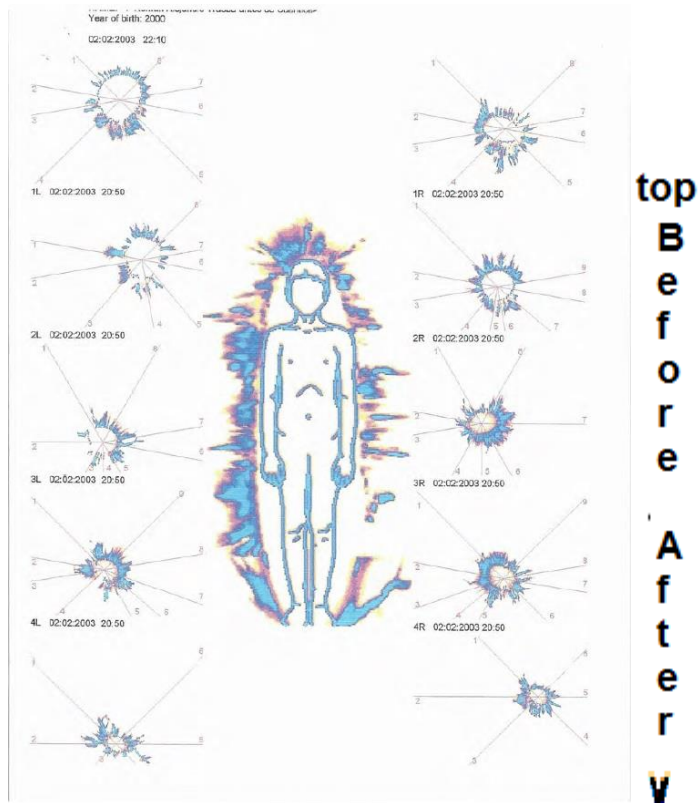
top
B
e
f
o
r
e
,
A
f
t
e
r
v

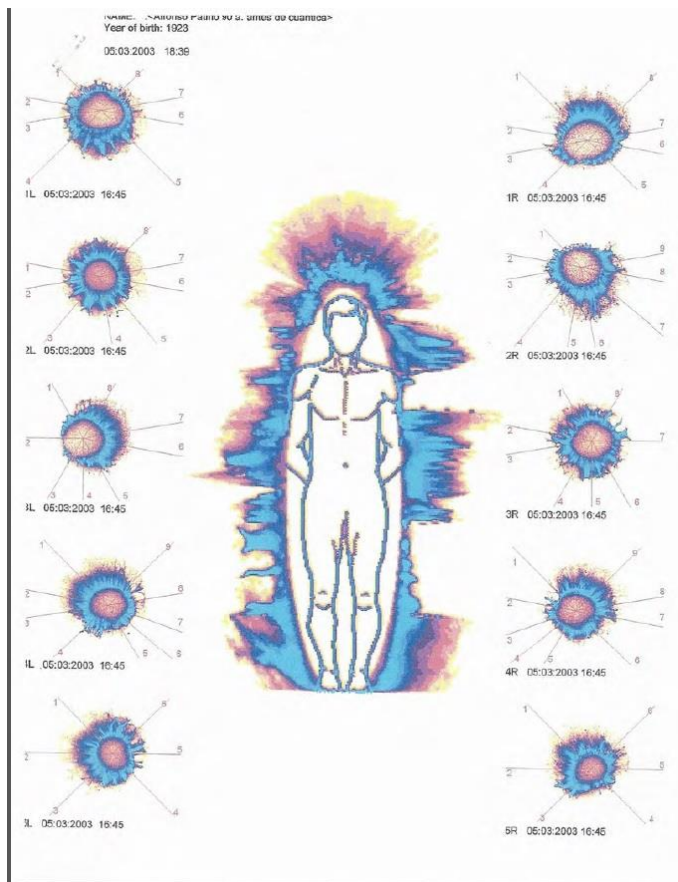




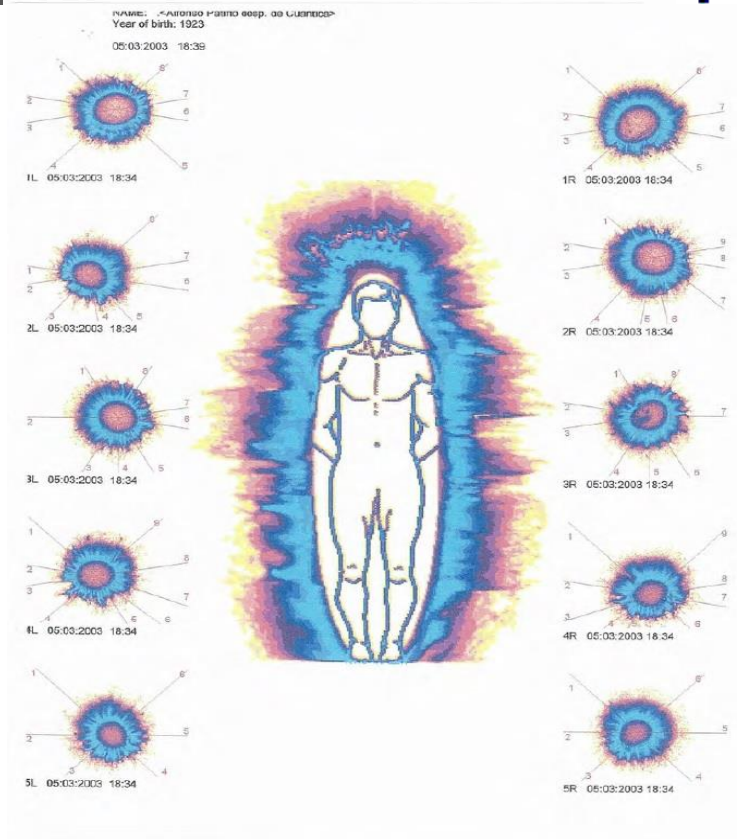
top
B
e
f
o
r
e
,
A
f
t
e
r
V

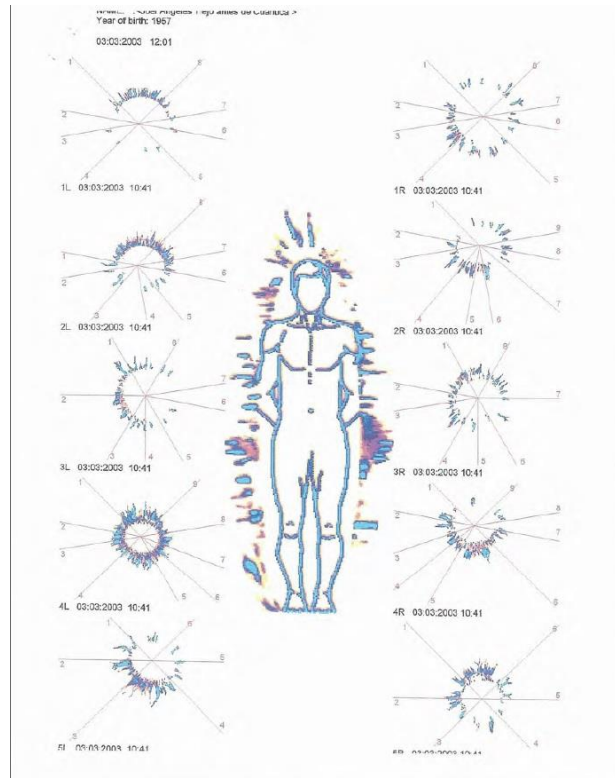




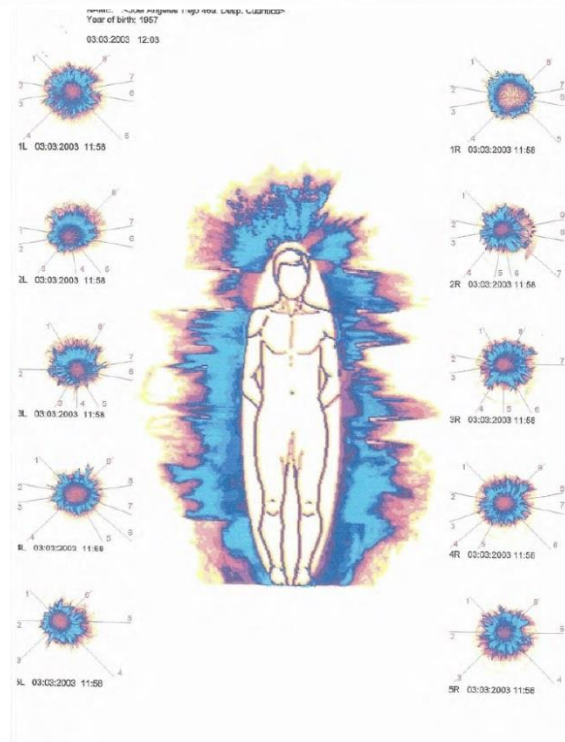


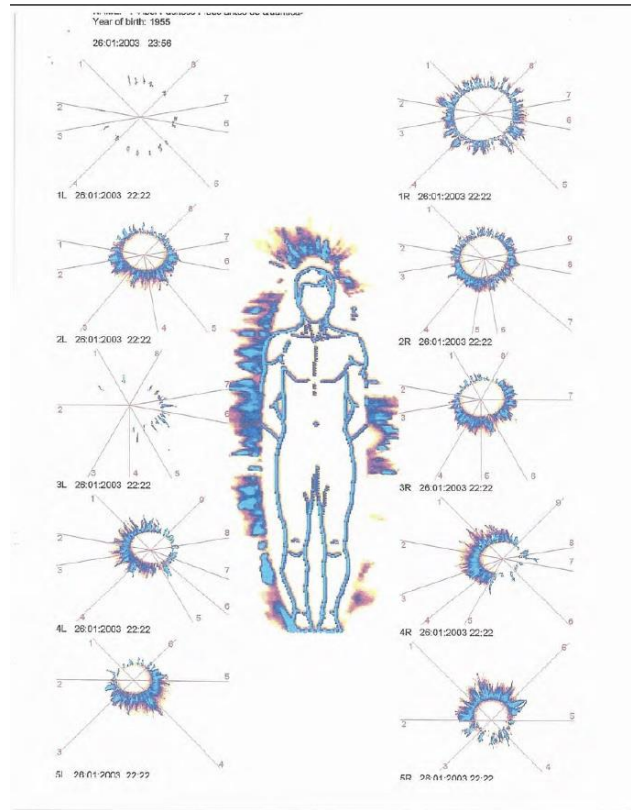
top
B
e
f
o
r
e
,
A
f
t
e
r
V



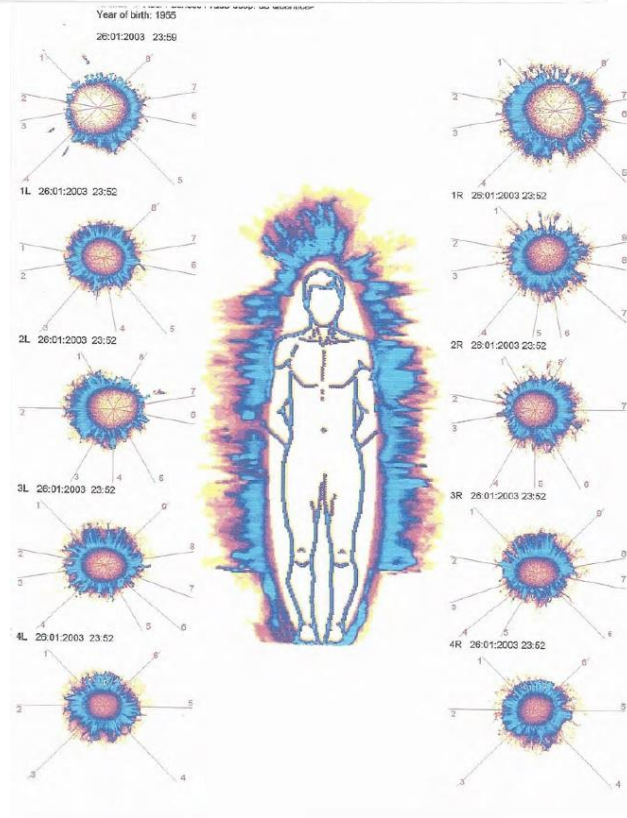


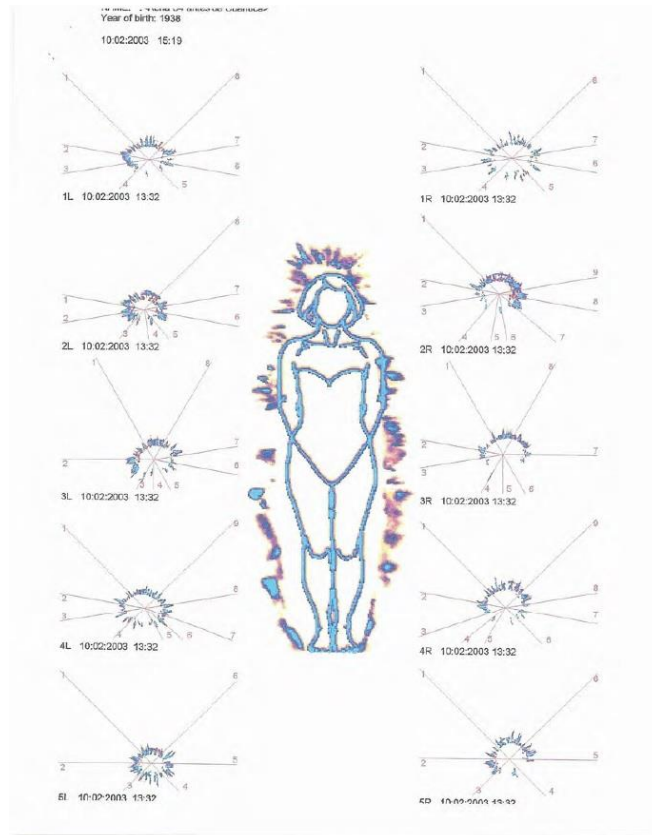
top
B
e
f
o
r
e
,
A
f
t
e
r
v



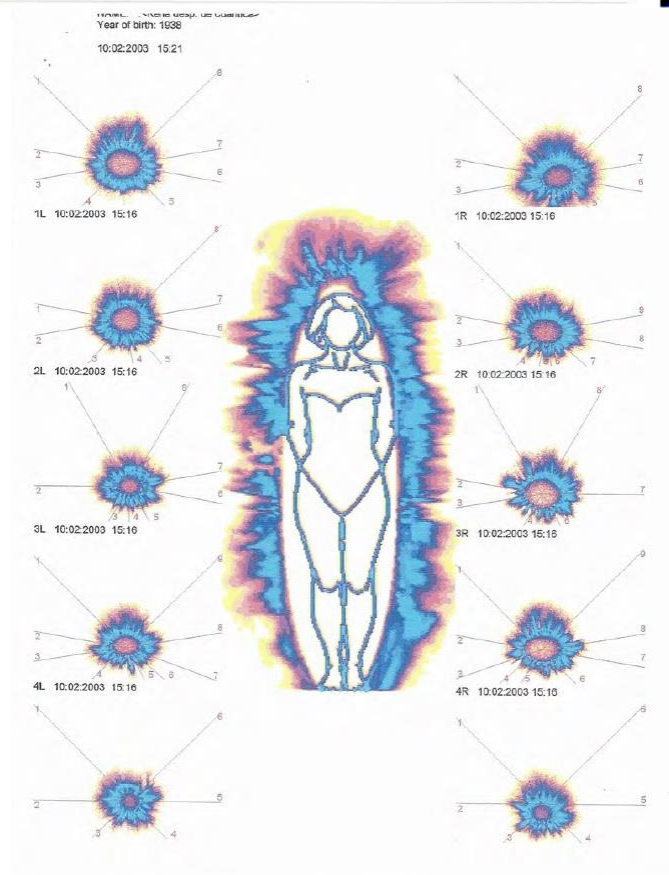


top
B
e
f
o
r
e
,
A
f
t
e
r
v





top
B
e
f
o
r
e
,
A
f
t
e
r
v



Discussion:

So after this series of experimental tests and evaluation we can conclusively conclude that the SCIO is able to improve and stabilize the Kirlian energy field. As we improve the body electric and the energy increases and stabilizes the energy field will be fuller and more symmetrical. When the medical community sees a device function that they do not understand they call it spontaneous remission. We call it energetic medicine.



References

1. ^ Julie McCarron-Benson in *Skeptical - a Handbook of Pseudoscience and the Paranormal*, ed Donald Laycock, David Vernon, Colin Groves, Simon Brown, Imagecraft, Canberra, 1989, ISBN 0-7316-5794-2, p11
2. ^ to:^{a b} Konikiewicz, Leonard W. (1978). *Introduction to electrography: A handbook for prospective researchers of the Kirlian effect in biomedicine*. Leonard's Associates.
3. ^ Lane, Earle (1975). *Electrophotography*. And/Or Press (San Francisco).
4. ^ to:^{a b} Boyers, David G. and Tiller, William A. (1973). "Corona discharge photography". *Journal of Applied Physics* **44** (7): 3102–3112. doi:10.1063/1.1662715.
5. ^ Bankovskii, N. G.; Korotkov, K. G.; Petrov, N. N. (Apr 1986). "Physical processes of image formation during gas-discharge visualization (the Kirlian effect) (Review)". *Radiotekhnika i Elektronika* **31**: 625–643.
6. ^ Wisneski, Leonard A. and Anderson, Lucy (2010). *The Scientific Basis of Integrative Medicine*. ISBN 978-1-4200-8290-6.
7. ^ to:^{a b} Stenger, Victor J. (1999). "Bioenergetic Fields". *The Scientific Review of Alternative Medicine* **3** (1).
8. ^ to:^{a b} Skrabanek, P. (1988). "Paranormal Health Claims". *Cellular and Molecular Life Sciences* **44** (4): 303–309.
9. ^ to:^{a b} Ciesielska, Izabela L. (March 2009). "Images of Corona Discharges as a Source of Information About the Influence of Textiles on Humans". *AUTEX Research Journal* (Lodz, Poland) **9**(1). Retrieved 26 August 2012.
10. ^ Kirlian, S. D. (1949) Method for Receiving Photographic Pictures of Different Types of Objects, Patent, N106401 USSR.
11. ^ to:^{a b} Richard Cavendish, ed. (1994). *Man, Myth and Magic* **11**. New York, NY: Marshall Cavendish. p. 1481. ISBN 1-85435-731-X.
12. ^ Cohen, Julie (2 June 1997). "Can These Hand Prints Really Reveal Your Soul?". *The Daily Mail*. Gale Biography in Context. Retrieved 22 August 2012.
13. ^ Antonov, A., Yuskesseliya, L. (1985) Selective High Frequency Discharge (Kirlian effect), Acta Hydrophysica, Berlin, p. 29.
14. ^ Juravlev, A. E. (1966) Living Luminescence and Kirlian effect, Academy of Science in USSR.
15. ^ Adamenko, V. G. (1972) Objects Moved at a Distance by Means of a Controlled Bioelectric Field, In Abstracts, International Congress of Psychology, Tokyo.
16. ^ Kulin, E. T. (1980) Bioelectrical Effects, Science and Technology, Minsk.
17. ^ Petrosyan, V., I., et al. (1996) Bioelectrical Discharge, Biomedical Radio-Engineering and Electronics, №3.
18. ^ Inyushin, V. M., Gritsenko, V. S. (1968) The Biological Essence of Kirlian effect, Alma Ata, Kazakhstan, State University.

19. ^ Thelma Moss, *The Body Electric*, New York: Jeremy P. Tarcher Inc., 1979.
20. ^ [to:^a ^b Greene, Sean \(27 October 2010\). "UCLA lab researched parapsychology in the '70s". *News, A Closer Look*. UCLA Daily Bruin. Retrieved 25 August 2012.](#)
21. ^ David G. Boyers and William A. Tiller (1973). "Corona discharge photography". *Journal of Applied Physics* **44** (7): 3102–3112.[doi:10.1063/1.1662715](#).
22. ^ Iovine, John (June 2000). "Kirlian Photography, Part Deux". *Poptronics* (16): 20.
23. ^ Iovine, John (May 2000). "Kirlian Photography: Part 1". *Poptronics*(15): 15.
24. ^ ["Photographer Robert Buelteman Shocks Flowers With 80,000 Volts Of Electricity". Huffington Post. 23 July 2012. Retrieved 22 August 2012.](#)
25. ^ Blennerhassett, Patrick (9 March 2009). "Electrifying photography". *Victoria News*.
26. ^ Puente, Veronica (9 March 2009). "Photographer Dick Lane gets really charged up about his work". *Fort Worth Star-Telegram*.
27. ^ Pehek, John O.; Kyler, Harry J and Faust, David L (15 October 1976). "Image Modulatic Corona Discharge Photography". *Science***194** (4262): 263–270.
28. ^ Korotkov K.G., Krizhanovsky E.V. et al. (2004) The Dynamic of the Gas Discharge around Drops of Liquids. In book: *Measuring Energy Fields: State of the Science*, Backbone Publ.Co., Fair Lawn, USA, pp. 103–123.
29. ^ Korotkov K., Korotkin D. (2001) Concentration Dependence of Gas Discharge around Drops of Inorganic Electrolytes, *Journal of Applied Physics*, 89, 9, pp. 4732–4737.
30. ^ Korotkov K. G., Kaariainen P. (1998) GDV Applied for the Study of a Physical Stress in Sportsmens, *Journal of Pathophysiology*, Vol. 5., p. 53, Saint Petersburg.
31. ^ Katorgin, V. S., Meizerov, E. E. (2000) Actual Questions GDV in Medical Activity, Congress Traditional Medicine, Federal Scientific Clinical and Experimental Center of Traditional Methods of Treatment and Diagnosis, Ministry of Health, pp 452–456, Elista, Moscow, Russia.
32. ^ Korotkov, Konstantin. ["EPC/GDV CAMERA by Dr. Korotkov"](#). Retrieved 27 August 2012. "GDV CAMERA by Dr. Korotkov provides non-invasive, painless and almost immediate evaluation which can highlight potential health abnormalities prior to even the earliest symptoms of an underlying condition, and suggests courses of action"
33. ^ Pilkington, Mark (5 February 2004). "The Guardian: Life: Far out: Bodies of light". *The Guardian* (London). "Over several years, Kirlian and his journalist wife Valentina developed equipment that allowed them to view moving objects in real time, creating dazzling visual effects. Encouraged by visits from scientific dignitaries, the Kirlians became convinced that their bioluminescent images showed a life force or energy field that reflected the physical and emotional states of their living subjects, and could even diagnose illnesses. In 1961 they published their first paper, in the Russian Journal of Scientific and Applied Photography, and their story then reached the west via the 1970 book *Psychic Discoveries Behind the Iron Curtain*."

34. ^ [to:^{a b}](#) Smith, Jonathan C. (2009). *Pseudoscience and Extraordinary Claims of the Paranormal: A Critical Thinker's Toolkit*. Chichester, UK: Wiley-Blackwell. p. 283. ISBN 978-1-4051-8122-8.
35. ^ "Kirlian photography". *An Encyclopedia of Claims, Frauds, and Hoaxes of the Occult and Supernatural*. James Randi Educational Foundation. Retrieved 2008-10-14., derived from:
*Randi, James (1997). *An Encyclopedia of Claims, Frauds, and Hoaxes of the Occult and Supernatural*. St. Martin's Griffin. ISBN 0-312-15119-5.
36. ^ Opalinski, John, "Kirlian-type images and the transport of thin-film materials in high-voltage corona discharges", *Journal of Applied Physics*, Vol 50, Issue 1, pp 498–504, Jan 1979.
Abstract:<http://ieeexplore.ieee.org/xpl/articleDetails.jsp?arnumber=5105453>
37. ^ [The Kirlian Technique: Controlling the Wild Cards](#). The Kirlian effect not only is explainable by natural processes; it also varies according to at least six physical parameters. Arleen J. Watkins and Williams S. Bickel, *The Skeptical Inquirer* 13:172-184, 1989.
38. ^ Carroll, Robert Todd (2003). *The Skeptic's Dictionary: A Collection of Strange Beliefs, Amusing Deceptions, and Dangerous Delusions*. Hoboken, NJ, USA: John Wiley & Sons. p. 446. ISBN 978-0-471-27242-7.
39. ^ Rubik, Beverly. "The human biofield and a pilot study of qigong". Retrieved 26 August 2012.
40. ^ Tillery, G. *Working Class Mystic: A Spiritual Biography of George Harrison* (2011)
41. ^ Images reproduced at;<http://www.buzzfeed.com/twentyfourbit/david-bowies-kirlian-photo-before-and-after-1wab>
42. ^ <http://www.imdb.com/title/tt0077808/>